

A. General Information

A1 Address Information

Name of College/University:	Florida Atlantic University
Mailing Address:	777 Glades Road
City/State/Zip/Country:	Boca Raton, FL 33431
Street Address (if different):	
City/State/Zip/Country:	
Main Phone Number:	(561) 297-3000
WWW Home Page Address:	http://www.fau.edu
Admissions Phone Number:	(561) 297-3040
Admissions Toll-Free Phone Number:	1-800-299-4FAU
Admissions Office Mailing Address:	Florida Atlantic University Admissions Office 777 Glades Road
City/State/Zip/Country:	Boca Raton, FL 33431
Admissions Fax Number:	(561) 297-2758
Admissions E-mail Address:	Admissions@fau.edu
If there is a separate URL for your school's online application, please specify: _____	http://www.fau.edu/admissions/apply.php
If you have a mailing address other than the above to which applications should be sent, please provide:	

A2 Source of institutional control (Check only one):

Public	<input checked="" type="checkbox"/>
Private (nonprofit)	<input type="checkbox"/>
Proprietary	<input type="checkbox"/>

A3 Classify your undergraduate institution:

Coeducational college	<input checked="" type="checkbox"/>
Men's college	<input type="checkbox"/>
Women's college	<input type="checkbox"/>

A4 Academic year calendar:

Semester	<input checked="" type="checkbox"/>
Quarter	<input type="checkbox"/>
Trimester	<input type="checkbox"/>
4-1-4	<input type="checkbox"/>
Continuous	<input type="checkbox"/>
Differs by program (describe):	<input type="checkbox"/>
Other (describe):	<input type="checkbox"/>

A5 Degrees offered by your institution:

Certificate	X
Diploma	
Associate	X
Transfer Associate	X
Terminal Associate	
Bachelor's	X
Postbachelor's certificate	
Master's	X
Post-master's certificate	X
Doctoral degree research/scholarship	X
Doctoral degree – professional practice	X
Doctoral degree -- other	

B1

	Men	Women	Men	Women	TOTAL
Undergraduates					
Degree-seeking, first-time freshmen	1,372	1,666	103	96	3,237
Other first-year, degree-seeking	437	354	106	89	986
All other degree-seeking	5,176	6,384	3,303	4,971	19,834
Total degree-seeking	6,985	8,404	3,512	5,156	24,057
All other undergraduates enrolled in credit courses	100	104	331	231	766
Total undergraduates	7,085	8,508	3,843	5,387	24,823
Graduate					
Degree-seeking, first-time	303	424	244	484	1,455
All other degree-seeking	512	633	696	1,281	3,122
All other graduates enrolled in credit courses	10	8	226	394	638
Total graduate	825	1,065	1,166	2,159	5,215
					24,823
					5,215
					30,038

Persistence

B3 Number of degrees awarded from July 1, 2011 to June 30, 2012

Certificate/diploma	315
Associate degrees	251
Bachelor's degrees	4,892
Postbachelor's certificates	
Master's degrees	1,259
Post-Master's certificates	29
Doctoral degrees – research/scholarship	108
Doctoral degrees – professional practice	9
Doctoral degrees – other	

Graduation Rates

The items in this section correspond to data elements collected by the IPEDS Web-based Data Collection System's Graduation Rate Survey (GRS). For complete instructions and definitions of data elements, see the IPEDS GRS instructions and glossary on the 2012 Web-based survey.

For Bachelor's or Equivalent Programs

Please provide data for the Fall 2005 cohort if available. If Fall 2006 cohort data are not available, provide data for the Fall 2004 cohort.

Fall 2006 Cohort

Report for the cohort of full-time first-time bachelor's (or equivalent) degree-seeking undergraduate students who entered in Fall 2006. Include in the cohort those who entered your institution during the summer term preceding Fall 2006.

B4	Initial 2006 cohort of first-time, full-time bachelor's (or equivalent) degree-seeking undergraduate students; total all students:	2,195
B5	Of the initial 2006 cohort, how many did not persist and did not graduate for the following reasons: death, permanent disability, service in the armed forces, foreign aid service of the federal government, or official church missions; total allowable exclusions:	2
B6	Final 2006 cohort, after adjusting for allowable exclusions: (subtract question B5 from question B4)	2,193
B7	Of the initial 2006 cohort, how many completed the program in four years or less (by August 31, 2010):	339
B8	Of the initial 2006 cohort, how many completed the program in more than four years but in five years or less (after August 31, 2010 and by August 31, 2011):	394
B9	Of the initial 2006 cohort, how many completed the program in more than five years but in six years or less (after August 31, 2011 and by August 31, 2012):	168
B10	Total graduating within six years (sum of questions B7, B8, and B9):	901
B11	ta forrJe7aid	41%

Fall 2005 Cohort

B4	
B5	2,086

C. FIRST-TIME, FIRST-YEAR (FRESHMAN) ADMISSION

Applications

C1 First-time, first-year, (freshmen) students: Provide the number of degree-seeking, first-time, first-year students who applied, were admitted, and enrolled (full- or part-time) in Fall 2012. Include early decision, early action, and students who began studies during summer in this cohort. Applicants should include only those students who fulfilled the requirements for consideration for admission (i.e., who completed actionable applications) and who have been notified of one of the following actions: admission, nonadmission, placement on waiting list, or application withdrawn (by applicant or institution). Admitted applicants should include wait-listed students who were subsequently offered admission.

Total first-time, first-year (freshman) men who applied	12,049
Total first-time, first-year (freshman) women who applied	15,839

Total first-time, first-year (freshman) men who were admitted	4,644
Total first-time, first-year (freshman) women who were admitted	6,232

Total full-time, first-time, first-year (freshman) men who enrolled	1,372
Total part-time, first-time, first-year (freshman) men who enrolled	103

Total full-time, first-time, first-year (freshman) women who enrolled	1,666
Total part-time, first-time, first-year (freshman) women who enrolled	96

C2 Freshman wait-listed students (students who met admission requirements but whose final admission was contingent on space availability)

	Yes	No
Do you have a policy of placing students on a waiting list?		X

If yes, please answer the questions below for Fall 2011 admissions:

Number of qualified applicants offered a placed on waiting list	
Number accepting a place on the waiting list	
Number of wait-listed students admitted	

Is your waiting list ranked?

If yes, do you release that information to students?

Do you release that information to school counselors?

Admission Requirements

C3 High school completion requirement

High school diploma is required and GED is accepted	X
High school diploma is required and GED is not accepted	
High school diploma or equivalent is not required	

C4 Does your institution require or recommend a general college-preparatory program for degree-seeking students?

Require	X
Recommend	
Neither require nor recommend	

- C5 Distribution of high school units required and/or recommended. Specify the distribution of academic high school course units required and/or recommended of all or most degree-seeking students using Carnegie units (one unit equals one year of study or its equivalent). If you use a different system for calculating units, please convert.

	Units Required	Units Recommended
Total academic units	18	19
English	4	4
Mathematics	3	4
Science	3	3
Of these, units that must be lab	2	2
Foreign language	2	2
Social studies	3	3
History	0	0
Academic electives	3	3
Computer Science	0	0
Visual/Performing Arts	0	0
Other (specify)	0	0

Basis for Selection

- C6 Do you have an open admission policy, under which virtually all secondary school graduates or students with GED equivalency diplomas are admitted without regard to academic record, test scores, or other qualifications? If so, check which applies: NO

Open admission policy as described above for all students	
Open admission policy as described above for most students, but--	
selective admission for out-of-state students	
selective admission to some programs	
other (explain)	

- C7 Relative importance of each of the following academic and nonacademic factors in first-time, first-year, degree-seeking (freshman) admission decisions.

	Very Important	Important	Considered	Not Considered
Academic				
Rigor of secondary school record		X		
Class rank		X		
Academic GPA	X			
Standardized test scores	X			
Application Essay			X	
Recommendation(s)			X	
Nonacademic				
Interview				X
Extracurricular activities			X	
Talent/ability			X	
Character/personal qualities			X	
First generation			X	
Alumni/ae relation			X	
Geographical residence				X
State residency				X

Religious affiliation/commitment				X
Racial/ethnic status				X
Volunteer work			X	
Work experience				X
Level of applicant's interest			X	

SAT and ACT Policies

C8 Entrance exams

		Yes	No
C8A	Does your institution make use of SAT, ACT, or SAT Subject Test scores in admission decisions for first-time, first-year, degree-seeking applicants?	X	

If yes, place check marks in the appropriate boxes below to reflect your institution's policies for use in admission for Fall 2014.

	ADMISSION				
	Require	Recommend	Require for Some	Consider if Submitted	Not Used
SAT or ACT	X				
ACT only					
SAT only					
SAT and SAT Subject Tests or ACT					
SAT Subject Tests only					

C8B If your institution will make use of the ACT in admission decisions for first-time, first-year, degree-seeking applicants for Fall 2014, please indicate which ONE of the following applies: (regardless of whether the writing score will be used in the admissions process):

ACT with Writing Component required

X

ACT with Writing component recommended

ACT with or without Writing component accepted

C8C Please indicate how your institution will use the SAT or ACT writing component; check all that apply:

- For admission
- For placement
- For advising
- In place of an application essay
- As a validity check on the application essay
- No college policy as of now
- Not using essay component

SAT essay	ACT essay
X	X

C8D In addition, does your institution use applicants' test scores for academic advising?

	Yes	No
--	-----	----

C8E	Latest date by which SAT or ACT scores must be received for fall-	April 15
	Latest date by which SAT Subject Test scores must be received for fall-term admission	n/a

C8F

C8G

SAT

ACT

SAT Subject Tests


AP

CLEP

Institutional Exam

State Exam (specify):

SAT



	ACT Composite	ACT English	ACT Math
30-36	3.1%	5.5%	3.3%
24-29	37.4%	27.3%	41.7%
18-23	59.1%	61.9%	50.6%
12-17	0.5%	5.3%	4.4%
6-11	0.0%	0.0%	0.0%
Below 6	0.0%	0.0%	0.0%
Totals should = 100%	100.0%	100.0%	100.0%

C10 Percent of all degree-seeking, first-time, first-year (freshman) students who had high school class rank within each of the following ranges (report information for those students from whom you collected high school rank information).

Percent in top tenth of high school graduating class	11%	
Percent in top quarter of high school graduating class	35%	
Percent in top half of high school graduating class	78%	Top half +
Percent in bottom half of high school graduating class	22%	bottom half = 100%
Percent in bottom quarter of high school graduating class	3%	
Percent of total first-time, first-year (freshmen) students who submitted high school class rank:		82%

C11 Percentage of all enrolled, degree-seeking, first-time, first-year (freshman) students who had high school grade-point averages within each of the following ranges (using 4.0 scale). Report information only for those students from whom you collected high school GPA.

Percent who had GPA of 3.75 and higher	26.0%
Percent who had GPA between 3.50 and 3.74	19.0%
Percent who had GPA between 3.25 and 3.49	30.0%
Percent who had GPA between 3.00 and 3.24	20.8%
Percent who had GPA between 2.50 and 2.99	4.0%
Percent who had GPA between 2.0 and 2.49	0.3%
Percent who had GPA between 1.0 and 1.99	0.0%
Percent who had GPA below 1.0	0.0%
Totals should = 100%	100.0%

C12 Average high school GPA of all degree-seeking, first-time, first-year (freshman) students who submitted GPA: 3.5

Percent of total first-time, first-year (freshman) students who submitted high school GPA: 99.5%

Admission Policies

C13 Application Fee

	Yes	No
Does your institution have an application fee?	x	
Amount of application fee:	\$30.00	
	Yes	No
Can it be waived for applicants with financial need?	With an SAT or ACT fee waiver	

If you have an application fee and an on-line application option,

Same fee:

X

Free:

--

Reduced:

--

	Yes	No
Can on-line application fee be waived for applicants with financial need?	With an SAT or ACT fee waiver	

C14 Application closing date

	Yes	No
Does your institution have an application closing date?	X	
Application closing date (fall):	May 1	
Priority date:	February 15	

	Yes	No
Are first-time, first-year students accepted for terms other than the fall?	X	

C16 Notification to applicants of admission decision sent (fill in one only)

On a rolling basis beginning (date):	October 1
By (date):	variable
Other:	

C17 Reply policy for admitted applicants (fill in one only)

Must reply by (date):	
No set date:	
Must reply by May 1 or within <u>2</u> weeks if notified thereafter	X
Other:	
Deadline for housing deposit (MM/DD):	
Amount of housing deposit:	\$200
Refundable if student does not enroll?	
Yes, in full	
Yes, in part	X
No	

C18 Deferred admission

	Yes	No
Does your institution allow students to postpone enrollment after admission?	X	
If yes, maximum period of postponement:	3 semesters	

C19 Early admission of high school students

	Yes	No
Does your institution allow high school students to enroll as full-time, first-time, first-year (freshman) students one year or more before high school graduation?	X	

C20 Common Application

Question removed from CDS.

(Initiated during 2006-2007 cycle)

Early Decision and Early Action Plans

C21 Early Decision

	Yes	No
Does your institution offer an early decision plan (an admission plan that permits students to apply and be notified of an admission decision well in advance of the regular notification date and that asks students to commit to attending if accepted) for first-time, first-year (freshman) applicants for fall enrollment?		X

If "yes," please complete the following:

First or only early decision plan closing date	
First or only early decision plan notification date	
Other early decision plan closing date	
Other early decision plan notification date	

For the Fall 2011 entering class:

Number of early decision applications received by your institution	
Number of applicants admitted under early decision plan	

Please provide significant details about your early decision plan:

--

C22 Early action

	Yes	No
Do you have a nonbinding early action plan whereby students are notified of an admission decision well in advance of the regular notification date but do not have to commit to attending your college?		X

If "yes," please complete the following:

Early action closing date	
Early action notification date	

Is your early action plan a "restrictive" plan under which you limit students from applying to other early plans?

Yes	No

Fall Applicants

D1		Yes	No
		X	
		X	

D2

	Applicants	Admitted Applicants	Enrolled Applicants
Men	4,905	2,503	1,529
Women	7,477	3,902	2,149
Total	12,382	6,405	3,678

D3

Fall	X
Winter	
Spring	X
Summer	X

D4		Yes	No
		X	

D5

	Required of All	Recommended of All	Recommended of Some	Required of Some	Not Required
High school transcript				X	
College transcript(s)	X				
Essay or personal statement					X
Interview					X
Standardized test scores				X	
Statement of good					

D8 List any other application requirements specific to transfer applicants: If a student has earned an AA degree from a Florida community college and comes directly to FAU, we will guarantee admission. If the student has less than 60 transferable credits with a minimum grade point average of 2.25, they must also satisfy freshman admissions requirements.

D9 List application priority, closing, notification, and candidate reply dates for transfer students. If applications are reviewed on a continuous or rolling basis, place a check mark in the "Rolling admission" column.

	Priority Date	Closing Date	Notification Date	Reply Date	Rolling Admission
Fall	July 1				X
Winter					
Spring	November 15				X
Summer	April 15				X

	Yes	No
Does an open admission policy, if reported, apply to transfer students?		

D11 Describe additional requirements for transfer admission, if applicable: If a student has earned an AA degree from a Florida community college and comes directly to FAU, we will guarantee admission. If the student has less than 60 transferable credits with a minimum grade point average of 2.25, they must also satisfy freshman admissions requirements.

Transfer Credit Policies

D12 Report the lowest grade earned for any course that may be transferred for credit:	D-
---	----

	Number	Unit Type
Maximum number of credits or courses that may be transferred from a two-year institution:		

	Number	Unit Type
Maximum number of credits or courses that may be transferred from a four-year institution:		

D15 Minimum number of credits that transfers must complete at your institution to earn an associate degree:	30
---	----

D16 Minimum number of credits that transfers must complete at your institution to earn a bachelor's degree:	30
---	----

D17 Describe other transfer credit policies: Over 60 credits may be transferred into FAU, however, they may not all count towards meeting the specific degree requirements for the major. The individual departments determine the number of credits that will count towards the degree.

Common Data Set Definitions

All definitions related to the financial aid section appear at the end of the Definitions document.

Items preceded by an asterisk (*) represent definitions agreed to among publishers which do not appear on the CDS document but may be present on individual publishers' surveys.

***Academic advisement:** Plan under which each student is assigned to a faculty member or a trained adviser, who, through regular meetings, helps the student plan and implement immediate and long-term academic and vocational goals.

Accelerated program: Completion of a college program of study in fewer than the usual number of years, most often by attending summer sessions and carrying extra courses during the regular academic term.

Admitted student: Applicant who is offered admission to a degree-granting program at your institution.

American Indian or Alaska Native: A person who is a descendant of a Native American (including Central America) who is recognized by the community.

Applicant (first-time, first year): An individual who is considered for admission (including payment of application fee) and notified of one of the following actions: admitted, deferred, or withdrawn (by applicant or institution).

Application fee: That amount of money that is required for acceptance. This amount is not creditable toward tuition if not admitted to the institution.

Asian or Pacific Islander: A person having origins in any of the peoples of Asia, the Indian Subcontinent, or Pacific Islands, including the Philippine Islands, American Samoa, India, and Hawaii.

Associate degree: An award that normally requires completion of college work.

Bachelor's degree: An award (baccalaureate degree) that normally requires completion of four years of college-level work. This includes cooperative education (work-study plan) program. (A cooperative education program is a program in business, industry, or government; thus, it includes cooperative college studies.) Also, it includes bachelor's degrees that require three years.

Black, non-Hispanic: A person having origins in any of the Black racial groups of His

panic origin).

Board (charges): Assume average cost for 19 meals per week or the maximum meal plan.

Books and supplies (costs): Average cost of books and supplies. Do not include unusual costs for special groups of students (e.g., engineering or art majors), unless they constitute the majority of students at your institution.

Calendar system: The method by which an institution structures most of its courses for the academic year.

Campus Ministry: Religious student organizations (denominational or nondenominational) devoted to fostering religious life on college campuses. May also refer to Campus Crusade for Christ, an interdenominational Christian organization.

***Career and placement services:** A range of services, including (often) the following: coordination of visits of employers to campus; aptitude and vocational testing; interest inventories, personal counseling; help in resume writing, interviewing, launching the job search; listings for those students desiring employment and those seeking permanent positions; establishment of a permanent reference folder; career resource materials.

Carnegie units: One year of study or the equivalent in a secondary school sub

Doctor's degree-research/scholarship: A Ph.D. or other doctor's degree that requires advanced work beyond the master's level, including the preparation and defense of a dissertation based on original research, or the planning and execution of an original project demonstrating substantial artistic or scholarly achievement. Some examples of this type of degree may include Ed.D., D.M.A., D.B.A., D.Sc., D.A., or D.M., and others, as designated by the awarding institution.

Doctor's degree-professional practice: A doctor's degree that is conferred upon completion of a program providing the knowledge and skills for the recognition, credential, or license required for professional practice. The degree is awarded after a period of study such that the total time to the degree, including both pre-professional and professional preparation, equals at least six full-time equivalent academic years. Some of these degrees were formerly classified as "first-professional" and may include: Chiropractic (D.C. or D.C.M.); Dentistry (D.D.S. or D.M.D.); Law (L.L.B. or J.D.); Medicine (M.D.); Optometry (O.D.); Osteopathic Medicine (D.O); Pharmacy (Pharm.D.); Podiatry (D.P.M., Pod.D., D.P.); or, Veterinary Medicine (D.V.M.), and others, as designated by the awarding institution.

Doctor's degree-other: A doctor's degree that does not meet the definition of a doctor's degree - research/scholarship or a doctor's degree - professional practice.

Double major: Program in which students may complete two undergraduate programs of study simultaneously.

Dual enrollment: A program through which high school students may enroll in college courses while still enrolled in high school. Students are not required to apply for admission to the college in order to participate.

Early action plan: An admission plan that allows students to apply and be notified of an admission decision well in advance of the regular notification dates. If admitted, the candidate is not committed to enroll; the student may reply to the offer under the college's regular reply policy.

Early admission: A policy under which students who have not completed high school are admitted and enroll full time in college, usually after completion of their junior year.

Early decision plan: A plan that permits students to apply and be notified of an admission decision (and financial aid offer if applicable) well in advance of the regular notification date. Applicants agree to accept an offer of admission and, if admitted, to withdraw their applications from other colleges. There are three possible decisions for early decision applicants: admitted, denied, or not admitted but forwarded for consideration with the regular applicant pool, without prejudice.

English as a Second Language (ESL): A course of study designed specifically for students whose native language is not English.

Exchange student program-domestic:

Full-time student (undergraduate): A student enrolled for 12 or more semester credits, 12 or more quarter credits, or 24 or more contact hours a week each term.

Geographical residence (as admission factor): Special consideration in the admission process given to students from a particular region, state, or country of residence.

Grade-point average (academic high school GPA): The sum of grade points a student has earned in secondary school divided by the number of courses taken. The most common system of assigning numbers to grades counts four points for an A, three points for a B, two points for a C, one point for a D, and no points for an E or F. Unweighted GPA's assign the same weight to each course. Weighting gives students additional points for their grades in advanced or honors courses.

Graduate student: A student who holds a bachelor's or equivalent, and is taking courses at the post-baccalaureate level.

***Health services:** Free or low cost on-campus primary and preventive health care available to students.

High school diploma or recognized equivalent: A document certifying the successful completion of a prescribed secondary school program of studies, or the attainment of satisfactory scores on the Tests of General Educational Development (GED), or another state-specified examination.

Hispanic: A person of Mexican, Puerto Rican, Cuban, Central or South American, or other Spanish culture or origin, regardless of race.

Honors program: Any special program for very able students offering the opportunity for educational enrichment, independent study, acceleration, or some combination of these.

Independent study: Academic work chosen or designed by the student with the approval of the department concerned, under an instructor's supervision, and usually undertaken outside of the regular classroom structure.

In-state tuition: The tuition charged by institutions to those students who meet the state's or institution's residency requirements.

International student: See Nonresident alien.

International student group: Student groups that facilitate cultural dialogue, support a diverse campus, assist international students in acclimation and creating a social network.

Internship: Any short-term, supervised work experience usually related to a student's major field, for which the student earns academic credit. The work can be full- or part-time, on- or off-campus, paid or unpaid.

***Learning center:** Center offering assistance through tutors, workshops, computer programs, or audiovisual equipment in reading, writing, math, and skills such as taking notes, managing time, taking tests.

***Legal services:** Free or low cost legal advice for a range of issues (personal and other).

Liberal arts/career combination: Program in which a student earns undergraduate degrees in two separate fields, one in a liberal arts major and the other in a professional or specialized major, whether on campus or through cross registration.

Master's degree: An award that requires the successful completion of a program of study of generally one or two full-time equivalent academic years of work beyond the bachelor's degree. Some of these degrees, such as those in Theology (M.Div., M.H.L./Rav) that were formerly classified as "first-professional", may require more than two full-time equivalent academic years of work.

Minority affiliation (as admission factor): Special consideration in the admission process for members of designated racial/ethnic minority groups.

***Minority student center:** Center with programs, activities, and/or services intended to enhance the college experience of students of color.

Model United Nations: A simulation activity focusing on conflict resolution, globalization, and diplomacy.

Assuming roles as foreign ambassadors and "delegates," students conduct research, engage in debate, draft resolutions, and may participate in a national Model UN conference.

Nonresident alien: A person who is not a citizen or national of the United States and who is in this country on a visa or tem

Out-of-state tuition: The tuition charged by institutions to those students who do not meet the institution's or state's residency

Resident alien or other eligible non-citizen: A person who is not a citizen or national of the United States and who has been admitted as a legal immigrant for the purpose of obtaining permanent resident alien status (and who holds either an alien registration card [Form I-551 or I-151], a Temporary Resident Card [Form I-688], or an Arrival-Departure Record [Form I-94] with a notation that conveys legal immigrant status, such as Section 207 Refugee, Section 208 Asylee, Conditional Entrant Parolee or Cuban-Haitian).

Room and board (charges)—on campus: Assume double occupancy in institutional housing and 19 meals per week (or maximum meal plan).

Secondary school record (as admission factor): Information maintained by the secondary school that may include such things as the student's high school transcript, class rank, GPA, and teacher and counselor recommendations.

Semester calendar system: A calendar system that consists of two semesters during the academic year with about 16 weeks for each semester of instruction. There may be an additional summer session.

E1

Accelerated program	X
Cooperative education program	X
Cross-registration	X
Distance learning	X
Double major	X
Dual enrollment	X
English as a Second Language (ESL)	X
Exchange student program (domestic)	
External degree program	
Honors Program	X
Independent stud.8 Tet554.1X	
ESudent -designd pajor	

F. STUDENT LIFE

F1 Percentages of first-time, first-year (freshman) degree-seeking students and degree-seeking undergraduates enrolled in Fall 2012 who fit the following categories:

	First-time, first-year (freshman) students	Undergraduates
Percent who are from out of state (exclude international/nonresident aliens from the numerator and denominator)	7%	5%
Percent of men who join fraternities	1%	1%
Percent of women who join sororities	1%	1%
Percent who live in college-owned, -operated, or -affiliated housing	69%	6%
Percent who live off campus or commute	31%	94%
Percent of students age 25 and older	0.1%	27%
Average age of full-time students	18	21
Average age of all students (full- and part-time)	18	24

F2 Activities offered Identify those programs available at your institution.

Campus Ministries	X
Choral groups	X
Concert band	X
Dance	X
Drama/theater	X
International Student Organization	X
Jazz band	X
Literary magazine	X
Marching band	X
Model UN	X
Music ensembles	X
Musical theater	X
Opera	X
Pep band	X
Radio station	X
Student government	X
Student newspaper	X
Student-run film society	X
Symphony orchestra	X
Television station	X
Yearbook	

F3 ROTC (program offered in cooperation with Reserve Officers' Training Corps)

	On Campus	At Cooperating Institution	Name of Cooperating Institution
Army ROTC is offered:	X		
Naval ROTC is offered:			
Air Force ROTC is offered:		X	University of Miami

F4 Housing: Check all types of college-owned, -operated, or -affiliated housing available for undergraduates at your institution.

Coed dorms	<input checked="" type="checkbox"/>
Men's dorms	<input type="checkbox"/>
Women's dorms	<input type="checkbox"/>
Apartments for married students	<input type="checkbox"/>
Apartments for single students	<input checked="" type="checkbox"/>
Special housing for disabled students	<input type="checkbox"/>
Special housing for international students	<input type="checkbox"/>
Fraternity/sorority housing	<input type="checkbox"/>
Cooperative housing	<input type="checkbox"/>
Theme housing	<input checked="" type="checkbox"/>
Wellness housing	<input type="checkbox"/>
Other housing options (specify):	<input type="checkbox"/>

G0 Please provide the URL of your institution's net price calculator:

<http://www.fau.edu/admissions/netpricecalculator.php>

X

June 2013



G1

	First-Year	Undergraduates	First-Year	Undergraduates
PRIVATE INSTITUTIONS				
Tuition:	n/a	n/a	n/a	n/a
PUBLIC INSTITUTIONS				
Tuition:				
In-district	\$5,986	\$5,986		
PUBLIC INSTITUTIONS				
In-state (out-of-district):	\$5,986	\$5,986		
PUBLIC INSTITUTIONS				
Out-of-state:	\$21,543	\$21,543		
NONRESIDENT ALIENS				
Tuition:	\$21,543	\$21,543		
REQUIRED FEES:				

G2  Minimum Maximum

G3  Yes No
X

G4 Yes No
X



[Redacted]

[Redacted]

[Redacted]

[Redacted]

H2 Number of Enrolled Students Awarded Aid: List the number of degree-seeking full-time and less-than-full-time undergraduates who applied for and were awarded financial aid from any source. Aid that is non-need-based but that was used to meet need should be counted as need-based aid. Numbers should reflect the cohort awarded the dollars reported in H1. Note: In the chart below, students may be counted in more than one row, and full-time freshmen should also be counted as full-time undergraduates.

	First-time Full-time Freshmen	Full-time Undergraduate (Incl. Fresh.)	Less Than Full-time Undergraduate
a) Number of degree-seeking undergraduate students (CDS Item B1 if reporting on Fall 2011 cohort)	3,038	15,389	8,668
b) Number of students in line a who applied for need-based financial aid	2,780	13,008	5,742
c) Number of students in line b who were determined to have financial need	1,936	10,335	5,217
d) Number of students in line c who were awarded any financial aid	1,924	10,124	4,752
e) Number of students in line d who were awarded any need-based scholarship or grant aid	1,770	8,887	3,554
f) Number of students in line d who were awarded any need-based self-help aid	1,373	7,563	3,531
g) Number of students in line d who were awarded any non-need-based scholarship or grant aid	144	456	41
h) Number of students in line d whose need was fully met (<u>exclude PLUS loans, unsubsidized loans, and private alternative loans</u>)	234	1,369	363
i) On average, the percentage of need that was met of students who were awarded any need-based aid. Exclude any aid that was awarded in excess of need as well as any resources that were awarded to replace EFC (<u>PLUS loans, unsubsidized loans, and private alternative loans</u>)	65.0%	66.4%	54.8%
j) The average financial aid package of those in line d. Exclude any resources that were awarded to replace EFC (<u>PLUS loans, unsubsidized loans, and private alternative loans</u>)	\$10,044	\$10,684	\$9,308
k) Average need-based scholarship and grant award of those in line e	\$6,078	\$5,871	\$4,564
l) Average need-based self-help award (<u>excluding PLUS loans, unsubsidized loans, and private alternative loans</u>) of those in line f	\$5,356	\$6,849	\$7,787
m) Average need-based loan (<u>excluding PLUS loans, unsubsidized loans, and private alternative loans</u>) of those in line f who were awarded a need-based loan	\$5,305	\$6,777	\$7,769

H2A Number of Enrolled Students Awarded Non-need-based Scholarships and Grants : List the number of degree-seeking full-time and less-than-full-time undergraduates who had no financial need and who were awarded institutional non-need-based scholarship or grant aid. Numbers should reflect the cohort awarded the dollars reported in H1. Note: In the chart below, students may be counted in more than one row, and full-time freshmen should also be counted as full-time undergraduates.

	First-time Full-time Freshmen	Full-time Undergrad (Incl. Fresh.)	Less Than Full-time Undergrad
n) Number of students in line a who had no financial need and who were awarded institutional non-need-based scholarship or grant aid (exclude those who were awarded athletic awards and tuition benefits)	104	272	8
o) Average dollar amount of institutional non-need-based scholarship and grant aid awarded to students in line n	\$2,275	\$2,502	\$891
p) Number of students in line a who were awarded an institutional non-need-based athletic scholarship or grant	38	196	12
q) Average dollar amount of institutional non-need-based athletic scholarships and grants awarded to students in line p	\$9,892	\$9,393	\$8,017

H3 Incorporated into H1 above.

Note: These are the graduates and loan types to include and exclude in order to fill out CDS H4, H4a, H5, and H5a.

Include: * 2012 undergraduate class who graduated between July 1, 2011 and June 30, 2012 who started at your institution as first-time students and received a bachelor's degree between July 1, 2011 and June 30, 2012.

* only loans made to students who borrowed while enrolled at your institution.

* co-signed loans.

Exclude: * those who transferred in.

* money borrowed at other institutions.

H4	Provide the percentage of the class (defined above) who borrowed at any time through any loan programs (institutional, state, Federal Perkins, Federal Stafford Subsidized and Unsubsidized, private loans that were certified by your institution, etc.; exclude parent loans). Include both Federal Direct Student Loans and Federal Family Education Loans.	46%
H4a	Provide the percentage of the class (defined above) who borrowed at any time through federal loan programs--Federal Perkins, Federal Stafford Subsidized and Unsubsidized. Include both Federal Direct Student Loans and Federal Family Education Loans. NOTE: exclude all institutional, state, private alternative loans and parent loans.	45%
H5	Report the average per-undergraduate-borrower cumulative principal borrowed of those in line H4.	\$19,281
H5a	Report the average per-undergraduate-borrower cumulative principal borrowed, of those in H4a, through federal loan programs--Federal Perkins, Federal Stafford Subsidized and Unsubsidized. Include both Federal Direct Student Loans and Federal Family Education Loans. These are listed in line H4a. NOTE: exclude all institutional, state, private alternative loans and exclude parent loans.	\$17,666

Aid to Undergraduate Degree-seeking Nonresident Aliens (Note: Report numbers and dollar amounts for the same academic year checked in item H1.)

(Note: Report numbers and dollar amounts for the same academic year checked in item H1.)

H6 Indicate your institution's policy regarding institutional scholarship and grant aid for undergraduate degree-seeking nonresident aliens:

Institutional need-based scholarship or grant aid is available	X
Institutional non-need-based scholarship or grant aid is available	X
Institutional scholarship or grant aid is not available	

If institutional financial aid is available for undergraduate degree-seeking nonresident aliens, provide the number of undergraduate degree-seeking nonresident aliens who were awarded need-based or non-need-based aid:	81
---	----

Average dollar amount of institutional financial aid awarded to undergraduate degree-seeking nonresident aliens:	\$13,229
--	----------

Total dollar amount of institutional financial aid awarded to undergraduate degree-seeking nonresident aliens:	\$1,071,540
--	-------------

H7 Check off all financial aid forms nonresident alien first-year financial aid applicants must submit:

Institution's own financial aid form	
CSS/Financial Aid PROFILE	
International Student's Financial Aid Application	
International Student's Certification of Finances	
Other (specify):	FAFSA

Process for First-Year/Freshman Students

H8 Check off all financial aid forms domestic first-year (freshman) financial aid applicants must submit:

FAFSA	X
Institution's own financial aid form	
CSS/Financial Aid PROFILE	
State aid form	
Noncustodial PROFILE	
Business/Farm Supplement	
Other (specify):	

H9 Indicate filing dates for first-year (freshman) students:

Priority date for filing required financial aid forms:	03/01
Deadline for filing required financial aid forms:	
No deadline for filing required forms (applications processed on a rolling basis):	

H10 Indicate notification dates for first-year (freshman) students (answer a or b):

a) Students notified on or about (date):		
	Yes	No
b) Students notified on a rolling basis:	X	
If yes, starting date:	05/01	

H11 Indicate reply dates:
 Students must reply by (date):
 or within 3 weeks of notification.

Types of Aid Available

Please check off all types of aid available to undergraduates at your institution:

H12 Loans

FEDERAL DIRECT STUDENT LOAN PROGRAM (DIRECT LOAN)

Direct Subsidized Stafford Loans X
 Direct Unsubsidized Stafford Loans X
 Direct PLUS Loans X

Federal Perkins Loans X
 Federal Nursing Loans
 State Loans
 College/university loans from institutional funds X
 Other (specify):

H13 Scholarships and Grants

NEED-BASED:

Federal Pell X
 SEOG X
 State scholarships/grants X
 Private scholarships X
 College/university scholarship or grant aid from institutional funds X
 United Negro College Fund
 Federal Nursing Scholarship X
 Other (specify):

H14 Check off criteria used in awarding institutional aid. Check all that apply.

	Non-Need Based	Need-Based
Academics	X	X
Alumni affiliation		
Art		
Athletics	X	
Leadership		
Minority status		
Music/drama	X	
Religious affiliation		
State/district residency	X	

H15 If your institution has recently implemented any major financial aid policy, program, or initiative to make your institution more affordable to incoming students such as replacing loans with grants, or waiving costs for families below a certain income level please provide details below:

I. INSTRUCTIONAL FACULTY AND CLASS SIZE

Please report the number of instructional faculty members in each category for Fall 2012. Include faculty who are on your institution's payroll on the census date your institution uses for

I1 IPEDS/AAUP.

	Full-time	Part-time
	Exclude	Include only if they teach one or more non-clinical credit courses
(b) administrative officers with titles such as dean of students, librarian, registrar, coach, and the like, even though they may devote part of their time to classroom instruction and may have faculty status	Exclude	Include if they teach one or more non-clinical credit courses
(c) other administrators/staff who teach one or more non-clinical credit courses even though they do not have faculty status	Exclude	Include
	Exclude	Exclude
	Include	Exclude
	Exclude	Exclude
	Exclude	Include

I1		Full-Time	Part-Time	Total
a)		730	496	1,226
b)	Total number who are members of minority groups	191	90	281
c)	Total number who are women	307	280	587
d)	Total number who are men	423	216	639
e)	Total number who are nonresident aliens (international)	26	12	38
f)	Total number with doctorate, or other terminal degree	634	186	820
g)	Total number whose highest degree is a master's but not a terminal master's	95	218	313
h)	Total number whose highest degree is a bachelor's	1	25	26
i)	Total number whose highest degree is unknown or other (Note: Items f, g, h, and i must sum up to item a.)	0	67	67
j)	Total number in stand-alone graduate/ professional programs in which faculty teach virtually only graduate-level students	0	0	0

